

**Supporting Documents for Quantitative
Metric 4.4.1**



Submitted to NAAC

By

**Gandhi Institute For Technology (GIFT),
Bhubaneswar**

4.4.1 Average percentage of expenditure incurred on maintenance of infrastructure (physical and academic support facilities) excluding salary component during the last five years(INR in Lakhs)

Sl No	Year	Amount
1	2015-16	53783943
2	2016-17	55907644
3	2017-18	46475194
4	2018-19	36852848
5	2019-20	38471956

$$\text{Percentage of 2015-16} = \frac{53783943}{147693980} \times 100 = 36.4157$$


$$\text{Percentage of 2016-17} = \frac{55907644}{153165579} \times 100 = 36.5014$$

$$\text{Percentage of 2017-18} = \frac{46475194}{146548079} \times 100 = 31.7132$$

$$\text{Percentage of 2018-19} = \frac{36852848}{133244903} \times 100 = 27.6579$$

$$\text{Percentage of 2019-20} = \frac{38471956}{146157583} \times 100 = 26.3222$$

$$\text{Average Percentage} = \frac{(36.4157 + 36.5014 + 31.7132 + 27.6579 + 26.3222)}{5} = 31.7220$$


38471956

Year	Budget allocated for infrastructure augmentation	Expenditure for infrastructure augmentation	Total expenditure excluding Salary	Expenditure on maintenance of academic facilities (excluding salary for human resources)	Expenditure on maintenance of physical facilities (excluding salary for human resources)	Total Academic & physical maintenance facilities	Percentage per year	Average percentage
2015-16	25398400	19523067	147693980	3829830	49954113	53783943	36.4158	31.72215
2016-17	21100000	20602130	153165579	4051173	51856471	55907644	36.50144	
2017-18	23000000	26288990	146548079	4718145	41757049	46475194	31.71327	
2018-19	27000000	26689950	133244903	4514880	32337968	36852848	27.65798	
2019-20	23010000	22808280	146157583	4563483	33908473	38471956	26.32224	
Total Percentage per year							158.6107	


 Principal
 Gandhi Institute for Technology
 Bhubaneswar

ANNUAL AUDIT REPORT

2015-16



GANDHI INSTITUTE FOR TECHNOLOGY (GIFT)

GANGAPADA, BHUBANESWAR, ODISHA - 752054

BALARAM PANDA TRUST
FY:- 2015-16

<u>EXPENDITURE</u>	<u>AMOUNT(Rs.)</u>	<u>INCOME</u>	<u>AMOUNT (Rs.)</u>
To Infrastructure Built-Up	19,523,067.00	By Course Fee	182,659,600.00
To Library	1,254,690.00	By Interest on FD	848,900.00
To Laboratory Equipment	1,275,700.00	By Institutional Receipts	91,038,000.00
To Laboratory Consumables	453,950.00	By Other Misc. Receipts (From BPT & Loan)	8,309,860.00
To Teaching and Non-Teaching Staff Salary	109,317,690.00	By Funds received from other Organization	320,000.00
To Administrative Expenses	56,002,178.00	By Funds received from Alumni	151,000.00
To Maintenance & Spares	53,783,943.00		
To R&D	1,176,380.00		
To BPT. Scholarship	25,061,000.00		
To Training and Travel	7,652,900.00		
To Other Specify	7,472,912.00		
To Exces of Income over Exp	352,950.00		
	283,327,360.00		283,327,360.00

D. Dash
Secretary
Balaram Panda Trust
Bhubaneswar

For LAL DASH & CO
Chartered Accountants
Lal Dash
(Sudhakar Patil, FCA)
PARTNER
M No - 054762



A. S. Panigrahi
PRINCIPAL
Gandhi Institute for Technology (GIFT)
Bhubaneswar

A. S. Panigrahi
Principal
Gandhi Institute for Technology
Bhubaneswar

ANNUAL AUDIT REPORT

2016-17



GANDHI INSTITUTE FOR TECHNOLOGY (GIFT)

GANGAPADA, BHUBANESWAR, ODISHA - 752054

BALARAM PANDA TRUST
FY:- 2016-17

<u>EXPENDITURE</u>	<u>AMOUNT(Rs.)</u>	<u>INCOME</u>	<u>AMOUNT (Rs.)</u>
To Infrastructure Built-Up	20,602,130.00	By Course Fee	192,976,900.00
To Library	1,273,730.00	By Interest on FD	981,350.00
To Laboratory Equipment	1,321,500.00	By Institutional Receipts	89,599,500.00
To Laboratory Consumables	483,720.00	By Other Misc. Receipts (From BPT & Loan)	9,701,059.00
To Teaching and Non-Teaching Staff Salary	110,801,500.00	By Funds received from other Organization	335,000.00
To Administrative Expenses	58,216,842.00	By Funds received from Alumni	84,000.00
To Maintenance & Spares	55,907,644.00		
To R&D	1,237,350.00		
To BPT Scholarship	28,437,000.00		
To Training and Travel	7,532,500.00		
To Other Specify	7,498,613.00		
To Exces of Income over Exp	365,280.00		
	293,677,809.00		293,677,809.00

D. N. S.
Secretary
Balaram Panda Trust
Bhubaneswar

For LAL DASH & CO
Chartered Accountants

Lal Dash & Co
(Sudhar Panigrahi, FCA)
PARTNER
M No - 054762



A. S. Panigrahi
PRINCIPAL
Gandhi Institute for Technology (GIFT)
Bhubaneswar

A. S. Panigrahi
Principal
Gandhi Institute for Technology
Bhubaneswar

ANNUAL AUDIT REPORT 2017-18



GANDHI INSTITUTE FOR TECHNOLOGY (GIFT)

GANGAPADA, BHUBANESWAR, ODISHA - 752054


BALARAM PANDA TRUST
FY:- 2017-18

<u>EXPENDITURE</u>	<u>AMOUNT(Rs.)</u>	<u>INCOME</u>	<u>AMOUNT (Rs.)</u>
To Infrastructure Built-Up	26,288,990.00	By Course Fee	196,443,400.00
To Library	1,320,900.00	By Interest on FD	1,055,200.00
To Laboratory Equipment	1,395,750.00	By Institutional Receipts	86,713,500.00
To Laboratory Consumables	515,950.00	By Other Misc. Receipts (From BPT & Loan)	10,443,154.00
To Teaching and Non-Teaching Staff Salary	118,224,775.00	By Funds received from other Organization	355,000.00
To Administrative Expenses	49,195,560.00	By Funds received from Alumni	266,500.00
To Maintenance & Spares	46,475,194.00		
To R&D	1,298,570.00		
To BPT. Scholarship	29,183,000.00		
To Training and Travel	8,245,230.00		
To Other Specify	12,750,460.00		
To Exces of Income over Exp	382,375.00		
	295,276,754.00		295,276,754.00

D. P. Panda
Secretary
Balaram Panda Trust
Bhubaneswar

For LAL DASH & CO
Chartered Accountants

Sushanta Parida
(Sushanta Parida, FCA)
PARTNER
M No - 054762



R. S. Panda

PRINCIPAL
Gandhi Institute for Technology (GIFT)
Bhubaneswar

R. S. Panda
Principal
Gandhi Institute for Technology
Bhubaneswar

ANNUAL AUDIT REPORT

2018-19



GANDHI INSTITUTE FOR TECHNOLOGY (GIFT)

GANGAPADA, BHUBANESWAR, ODISHA - 752054

BALARAM PANDA TRUST
FY:- 2018-19

<u>EXPENDITURE</u>	<u>AMOUNT(Rs.)</u>	<u>INCOME</u>	<u>AMOUNT (Rs.)</u>
To Infrastructure Built-Up	26,689,950.00	By Course Fee	199,866,500.00
To Library	1,398,500.00	By Interest on FD	1,134,600.00
To Laboratory Equipment	1,472,390.00	By Institutional Receipts	72,696,300.00
To Laboratory Consumables	563,720.00	By Other Misc. Receipts (From BPT & Loan)	11,182,093.00
To Teaching and Non-Teaching Staff Salary	121,512,590.00	By Funds received from other Organization	375,000.00
To Administrative Expenses	40,429,073.00	By Funds received from Alumni	266,500.00
To Maintenance & Spares	36,852,848.00		
To R&D	1,325,650.00		
To BPT. Scholarship	29,365,000.00		
To Training and Travel	8,952,670.00		
To Other Specify	16,560,952.00		
To Exces of Income over Exp	397,650.00		
	285,520,993.00		285,520,993.00

D. N. A. S.
Secretary
Balaram Panda Trust
Bhubaneswar

For LAL DASH & CO
Chartered Accountants

Lal Dash & Co
(Suchanar Panig. FCA)
PARTNER
M No - 054782



A. S. Sharma

PRINCIPAL
Gandhi Institute for Technology (GIFT)
Bhubaneswar

A. S. Sharma
Principal
Gandhi Institute for Technology
Bhubaneswar

ANNUAL AUDIT REPORT

2019-20



GANDHI INSTITUTE FOR TECHNOLOGY (GIFT)

GANGAPADA, BHUBANESWAR, ODISHA - 752054

BALARAM PANDA TRUST
FY:- 2019-20

<u>EXPENDITURE</u>	<u>AMOUNT(Rs.)</u>	<u>INCOME</u>	<u>AMOUNT (Rs.)</u>
To Infrastructure Built-Up	22,808,280.00	By Course Fee	203,618,000.00
To Library	1,449,700.00	By Interest on FD	1,220,000.00
To Laboratory Equipment	1,560,780.00	By Institutional Receipts	82,250,000.00
To Laboratory Consumables	629,160.00	By Other Misc. Receipts (From BPT & Loan)	12,108,900.00
To Teaching and Non-Teaching Staff Salary	124,855,117.00	By Funds received from other Organization	460,000.00
To Administrative Expenses	41,227,356.00	By Funds received from Alumni	283,500.00
To Maintenance & Spares	38,471,956.00		
To R&D	1,426,390.00		
To BPT. Scholarship	27,478,000.00		
To Training and Travel	9,623,040.00		
To Other Specify	29,992,381.00		
To Exces of Income over Exp	418,240.00		
			299,940,400.00

D. N. S.
Secretary
Balaram Panda Trust
Bhubaneswar

For LAL DASH & CO
Chartered Accountants

Lal Dash & Co.
(Suchanar Part, FCA)
PARTNER
M No - 054762



A. S. Panigrahi
PRINCIPAL
Gandhi Institute for Technology (GIFT)
Bhubaneswar

A. S. Panigrahi
Principal
Gandhi Institute for Technology
Bhubaneswar

**Supporting Documents for Quantitative
Metric 4.3.1**



Submitted to NAAC

By

**Gandhi Institute For Technology (GIFT),
Bhubaneswar**

Criterion 4 - Infrastructure and Learning Resources

4.3 IT Infrastructure

4.3.1 Institution frequently updates its IT facilities including Wi-Fi

Descriptions on IT facilities

The IT facilities available in our college can be summarized as follows,

LAN Facility

There are 38 data network switches (Giga byte), 18 POE network switches for access points, CCTV cameras. 110 Mbps of internet connectivity is shared across the campus, where 100 Mbps is shared for the students.

Server configurations in data center

There are 02 servers with Xeon E-5 version-2, 16 GB RAM, 1.0 TB hard drive, which are served as Domain Controller (DC), Additional Domain Controller, student biometric server, faculty biometric server and application servers.

Back up device- 2TB for critical server back up

Workstation

712 desktops are provided to all department labs with configurations of Pentium dual core i3 3 generation 4GB, 500GB hard disk with LAN connectivity. 80 desktops with configurations of core i3 4GB, 500GB and dual core 250GB, 2GB hard disks are available to carry out academic and administrative work.

Software

Windows 2008 server and windows 2011 multi point server available. We also use open source operating systems such as Fedora, Ubuntu and CentOS.

Printers

48 Laser jet printers, 4 Xerox centers and 5 scanners are provided across the campus for academic and administrative purposes.

Updates and up gradation

Updates are maintained regularly through WSUS (Windows Server Update Service) and anti viruses are updated through cloud portal. Ram has upgraded in 67 computers in 1GB to 2 GB.

Wi-Fi

24 Extendable Wi-Fi access points are placed in various places like Library, Corridors, Labs, Hostels, Canteen and Outdoor. Wi-Fi access is provided to all the students which is monitored and controlled by linux server at the IT department for secure content access. All access points are routed to a Wi-Fi controller in the Data Center where configuration and updates are maintained in a centralized fashion.


Principal
Gandhi Institute for Technology
Bhubaneswar

A comparison of IT facilities including Wi-Fi, in 2015-16 and 2019-20 can be summarized as follows:

Sl No	Items	2015-16	2016-17	2017-18	2018-19	2019-20
1	No. of Computers	410	451	519	607	712
2	Bandwidth	50Mbps	50Mbps	75Mbps	75Mbps	110Mbps
3	Desktop Configuration	Pentium 4	Celeron	Pentium M	Yonah	Dual Core
4	Accessories (Printers)	20	24	30	37	48




CCTV CAMERA-1

Ch. V. S. Panigrahi
Principal
Gandhi Institute for Technology
Bhubaneswar



CCTV CAMERA-2



VODAFONE & JIO ISP

A. S. Panigrahi
Principal
Gandhi Institute for Technology
Bhubaneswar



LADIES HOSTEL WI-FI ACCESSPOINT-1



LADIES HOSTEL WI-FI ACCESS POINT-2

Ch. S. Rao
Principal
Gandhi Institute for Technology
BHU




BOYS HOSTEL WI-FI ACCESS POINT-1



BOYS HOSTEL WI-FI ACCESS POINT -2

Dr. Suman
Principal
Gandhi Institute for Technology
Bhubaneswar



LADIES HOSTEL WI-FI ACCESS DISTRIBUTION SWITCH



JIO ISP PROVIDER

Chandra Shekhar
Principal
Gandhi Institute for Technology
Bhubaneswar




VODAFONE ISP PROVIDER




CAMPUS WI-FI ACCESS POINT -1

Arup Kumar
Principal
Gandhi Institute for Technology
Bhubaneswar




CAMPUS WI-FI ACCESS POINT -2



SEMINAR HALL WI-FI ACCESSPOINT

Anu Sharma
Principal
Gandhi Institute for Technology
Bhubaneswar




MAIN BUILDING WI-FI ACCESS POINT



ONLINE UPS (15 KVA)

Dr. Sparan
Principal
Gandhi Institute for Technology
Bhubaneswar




NETWORK SWITCH



NETWORK SWITCH

Arun Kumar
Principal
Gandhi Institute for Technology
Bhubaneswar



SERVERS



Asu Sahoo
Principal
Gandhi Institute for Technology
Bhubaneswar



STAFF BIO-METRIC & FACE ID DEVICE

Abhishek
Principal
Gandhi Institute for Technology
Bhubaneswar